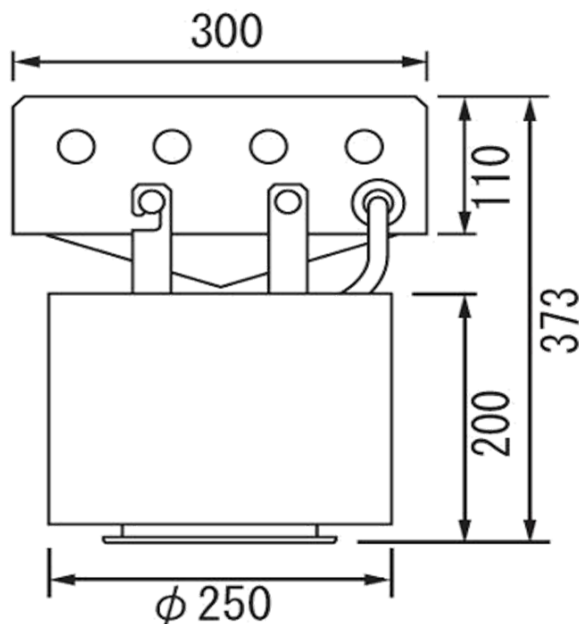




A. TECHNICAL INFORMATION

1. Housing

Product code (fixture only)	LEDEUD00073D40
Body	Aluminum
Finishing	White
Lighting outlet	1
Type of installation	Surface mounted with {LEDEUDX0007-LEDEUDX0008} mounting system
Net weight	Total system weight 6250g
Electrical class	Class II
IP rating	IP20
LED module	Integrated
Glow wire temp	850°C
Approval Mark	CE
Ambient temperature range	0°C / +35°C

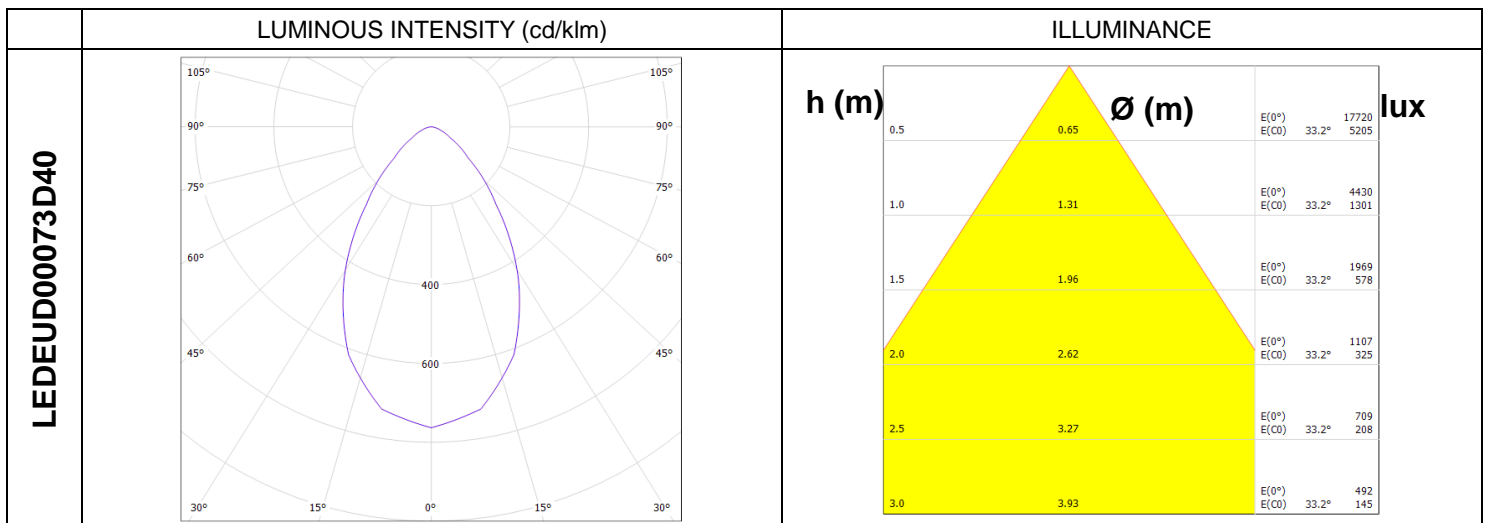


2. Electrical features / Control

Product code (fixture)	LEDEUD00073D40
Product code (driver)	LEK-50001CA01O (TOSHIBA DALI driver) * 2
Rated Voltage (V)	220-240 AC
Frequency (Hz)	50 / 60
Wattage (W)	92W
Input Current (A)	0,430
Power Factor	0.95
Dimming	Yes, DALI
Connection	2 * (0,75 – 1,5) mm ²

3. Photometric features

Product code	LEDEUD00073D40
Beam angle	65°
Ra	80
Colour Temperature	4000K
System lumen output	5805 lm
Lifetime (h)	50 000h (L70)



B. LOGISTICS

1. Logistic data

Product code	EAN Code	Description	Size of Packaging (L * H * W) (mm)	Gross weight (g)
LEDEUD00073D40	4974550445856	Downlight LED 92W 4000K / 65°	246 * 246 * 224	2250
LEK-50001CA01O	4974550438216	TOSHIBA DALI driver	212 * 34 * 50	240
LEDEUDX0007	4974550438612	Cylinder case	289 * 289 * 355	2620
LEDEUDX0008	4974550438629	Surface-mounting frame	437 * 197 * 205	2940

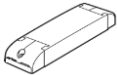
2. Packaging contents

→ LEDEUD00073D40



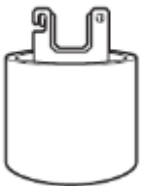
- LED fixture
- Instruction sheet

→ LEK-50001CA01O



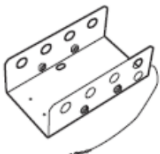
- DALI dimmable driver for E-Core LED Downlight 3000 and 6000
- Instruction sheet

→ LEDEUDX0007



- Cylinder case

→ LEDEUDX0008



- Surface-mounting frame
- Fast-connectors



C. IMPORTANT NOTE

- The power supply unit LEK-50001CA01O (TOSHIBA DALI driver) for E-Core LED Downlight 6000 is supplied by separated order.

- The complete system E-Core LED Downlight 6000 for surface mounting is composed by:

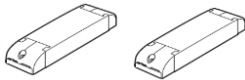
- 1 * LED Downlight

LEDEUD00073D40



- 2 * TOSHIBA DALI driver

LEK-50001CA01O



- 1 * cylinder case

LEDEUDX0007



- 1 * Surface-mounting frame

LEDEUDX0008

