



E-CORE GLS WIDE 7W E-CORE GLS WIDE 10W

At 470 to 806 lumen, Toshiba's design classic is way ahead from an aesthetic and performance perspective. As a lamp with an intense beam of the retrofit segment, it is the substitute for all fields of application of 40 to 60 W bulbs. Its broad reflected beam angle makes it the ideal light source even for large rooms – in brief: powerful, elegant and unbeatably efficient.

Application:

- + Residential lighting
- + Hospitality lighting
- + Decorative lighting

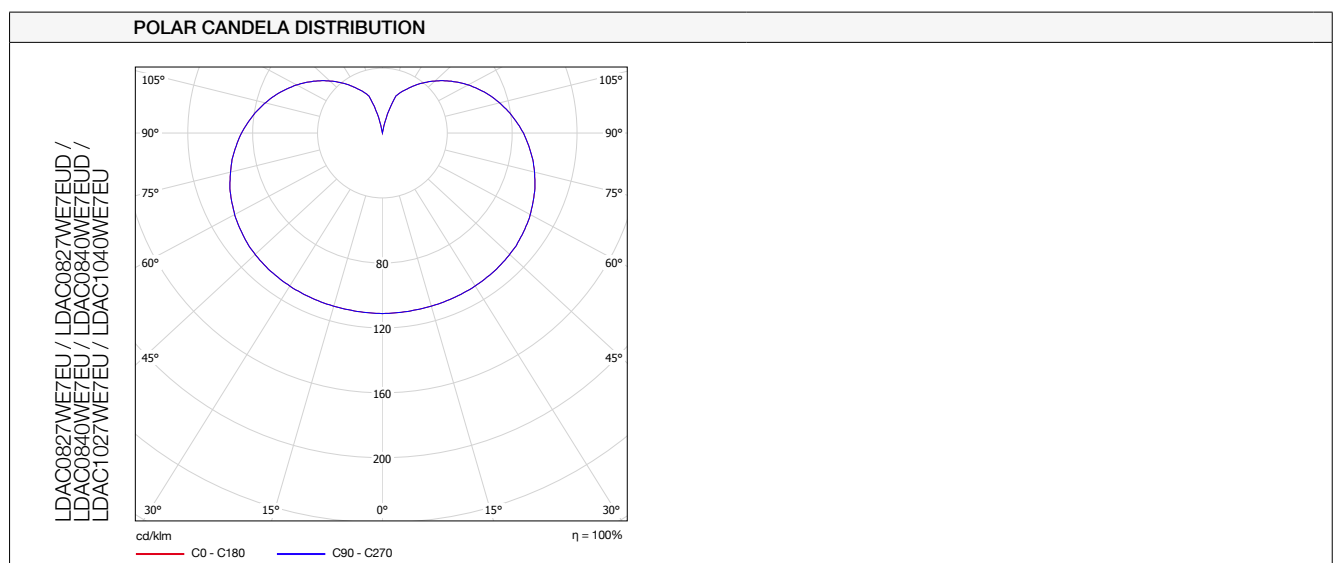
Product details

- + For E27 base
- + Best-in-class efficiency
- + Instant light
- + Dimmable*
- + Life time 25,000 hours
- + Pleasant warm or neutral white light
- + Classic bulb shape
- + Reduction of energy consumption of up to 83 %
- + Wide light distribution
- + Retrofit appearance

Optical parameters

MODEL NAME	E-CORE GLS WIDE 7W			
Product code	LDAC0827WE7EU	LDAC0827WE7EUD	LDAC0840WE7EU	LDAC0840WE7EUD
Luminous flux (lm)	470	470	470	500
Colour temperature (K)	2700	2700	4000	4000
Colour rendering index (Ra)	>80	>80	>80	>80
Beam angle	260°	260°	260°	260°
Lamp efficacy (lm/W)	71.4	61	61	66.7

MODEL NAME	E-CORE GLS WIDE 10W	
Product code	LDAC1027WE7EU	LDAC1040WE7EU
Luminous flux (lm)	806	806
Colour temperature (K)	2700	4000
Colour rendering index (Ra)	>80	>80
Beam angle	240°	240°
Lamp efficacy (lm/W)	80.6	80.6



* Dimmable on suitable dimmers.

Electrical parameters

MODEL NAME	E-CORE GLS WIDE 7W			
Product code	LDAC0827WE7EU	LDAC0827WE7EUD	LDAC0840WE7EU	LDAC0840WE7EUD
Rated voltage (V)	220-240 / 50-60 Hz	220-240 / 50-60 Hz	220-240 / 50-60 Hz	220-240 / 50-60 Hz
Rated wattage (W)	7.7	7.5	7.7	7.5
Rated input current (mA)	60	52	60	52
Power factor	0.56	0.63	0.56	0.63
Switch-on time (s)	<0.5	<0.5	<0.5	<0.5
Switching cycles	>20,000	>20,000	>20,000	>20,000
Rated lifetime (h)	25,000	25,000	25,000	25,000
Dimming	No	Yes 10-100%	No	Yes 10-100%

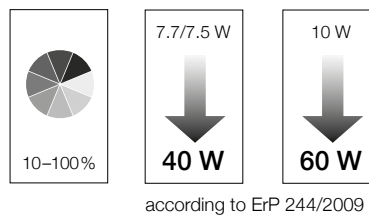
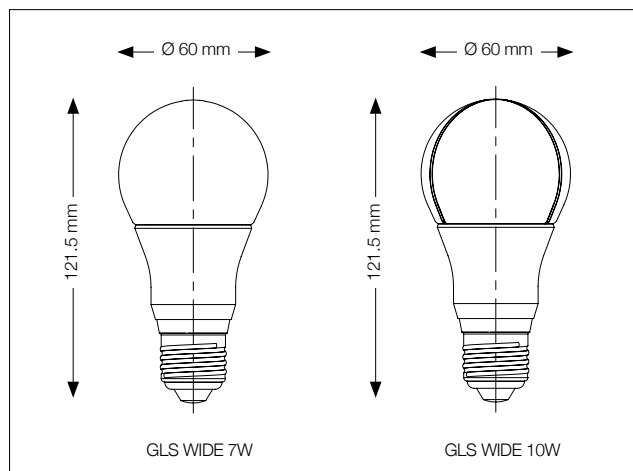
MODEL NAME	E-CORE GLS WIDE 10W	
Product code	LDAC1027WE7EU	LDAC1040WE7EU
Rated voltage (V)	230 V AC	230 V AC
Rated wattage (W)	10	10
Frequency (Hz)	50/60 Hz	50/60 Hz
Rated input current (mA)	75	75
Power factor	0.58	0.58
Rated lifetime (h)	20,000	20,000
Dimming	No	No

Mechanical parameters

MODEL NAME	E-CORE GLS WIDE 7W			
Product code	LDAC0827WE7EU	LDAC0827WE7EUD	LDAC0840WE7EU	LDAC0840WE7EUD
Overall length (mm)	121.5	121.5	121.5	121.5
Diameter (mm)	60	60	60	60
Net weight (g)	160	176	160	176
Cap	E27	E27	E27	E27

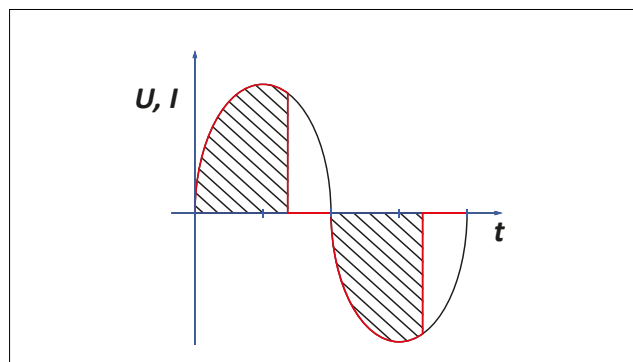
MODEL NAME	E-CORE GLS WIDE 10W	
Product code	LDAC1027WE7EU	LDAC1040WE7EU
Overall length (mm)	121.5	121.5
Diameter (mm)	60	60
Net weight (g)	160	160
Cap	E27	E27

Drawings



Dimmability

The LED-Lamps can be dimmed in a range of 10%-100% by Trailing-edge dimmers. A general compatibility to all dimmers can't be granted. A list of recommended dimmers and conditions of use can be found on our website www.toshiba.eu/lighting.



RECOMMENDED DIMMERS FOR MAX. 8 LAMPS WITH A DIMMING OF 10%-100%:		
Aurora AU-DSP250 (250 W)	Aurora AU-DSP400(400 W)	Berker 2830_10 (60-400 W)
Berker 2873 (20-500 W)	Busch-Jaeger 2247U (500 W)	Busch-Jaeger 2250U (600 W)
Danlers DP1D250WIET (40-250 W)	Danlers DP1D400WIET (40-400 W)	Danlers DP1D250W (40-250 W)
Gira 030200100 (60-600 W)	Jung 225NV DE (20-500 W)	Jung 266GDE (20-256 W)
Newlec GET NL1131N (60-250 W)	PEHA 436 (60-600W)	PEHA 435HAN (60-600 W)
RVE RV5 (1000 W)	Schneider Unicat Top 511 (500 W)	Sologic 28956 (20-400 W)
Sologic 28969 (20-600 W)	Varilight HQ1W (60-400 W)	

Important note

LED lamps are not resistive loads for the dimmers and therefore the power rating of the dimmer can't be directly converted. Incompatibilities between LED lamp and dimmer are expressed as flickering and restrictions in the dimming range.

Logistic data

PRODUCT CODE	EAN/ITF CODE	PACKAGING TYPE	SIZE OF PACKAGING (mm) L x H x W	GROSS WEIGHT (g)
LDAC0827WE7EU	4974550426572	Gift box (1pcs)	70 x 70 x 140	160
	14974550426579	Carton (10pcs)	414 x 186 x 166	1,980
LDAC0827WE7EUD	4974550439824	Gift box (1pcs)	70 x 70 x 140	176
	14974550439821	Carton (10pcs)	145 x 150 x 362	2,010
LDAC0840WE7EU	4974550426596	Gift box (1pcs)	70 x 70 x 140	160
	14974550426593	Carton (10pcs)	414 x 186 x 166	1,980
LDAC0840WE7EUD	4974550439831	Gift box (1pcs)	70 x 70 x 140	176
	14974550439838	Carton (10pcs)	145 x 150 x 362	2,010
LDAC1027WE7EU	4974550445863	Gift box (1pcs)	70 x 70 x 140	175
	14974550445860	Carton (10pcs)	362 x 150 x 145	
LDAC1040WE7EU	4974550445870	Gift box (1pcs)	70 x 70 x 140	175
	14974550445877	Carton (10pcs)	362 x 150 x 145	

Handling and safety information

- + Do not cover the lamp with paper, cloth or other easily flammable materials
- + Do not expose the lamp to water or high humidity
- + Avoid additional mechanical stress on the lamp
- + Do not touch the lamp during or shortly after usage. Risk of burn!
- + Use only with recommended dimmers
- + Ambient temperature range: +5 °C to +40 °C
- + Do not look directly into the lamp
- + Do not spray pesticide on this lamp
- + Please ensure the mains power is disconnected before undertaking any work on the luminaire or lamp

www.toshiba.eu/lighting